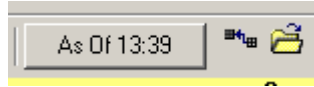


Co-Signing Student RN Documentation (PowerNote)


1. From **IVIEW** tab, on the menu bar Select **Documentation, Open, Open**, OR click the folder icon to open the PowerNote application



2. Type the word "**Student**" into the Search: box and click the binoculars

Open Note

Encounter Pathway Existing Precompleted Recent Favorites

Search:  Starts

Name	Description
Student Documentation Cosign Note	RN PT OT RT SP TR

Note: Add this template to your favorites if you precept for students frequently



3. Double click on the **Student Documentation Cosign Note** to open the template

Assessment <Hide Structure>

Student documentation/activities

Assessment and Plan verified	
Medications verified	
Medication administration observed	
Student name:===	
OTHER	
Current role	
Instructor	
Hospital staff RN	
OTHER	
Shift documentation reviewed for:	
Days 7AM - 3:30 PM	
Days 7AM - 7PM	
Evenings 3PM - 11PM	
Evenings 3PM - 7:30 PM	
Evenings 7PM - 11PM	
Nights 11PM - 7:30 AM	
OTHER	

4. Click on the items you want to add to your note using the **OTHER** fields for free text information. Use right-click to "Clear" or "Open" to edit items. Click Hide Structure to view your note

5. Sign your note  Note Type:  Title: