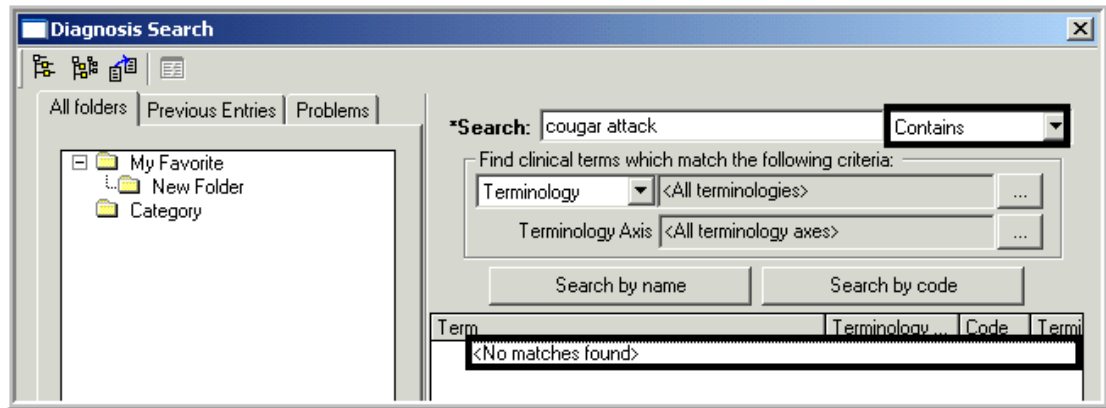
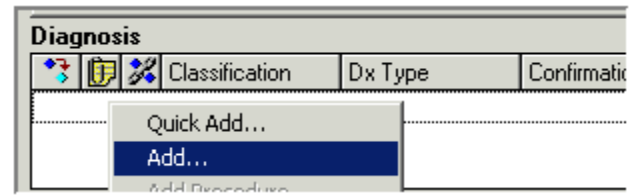


Add an ED Reason for Visit Not in System

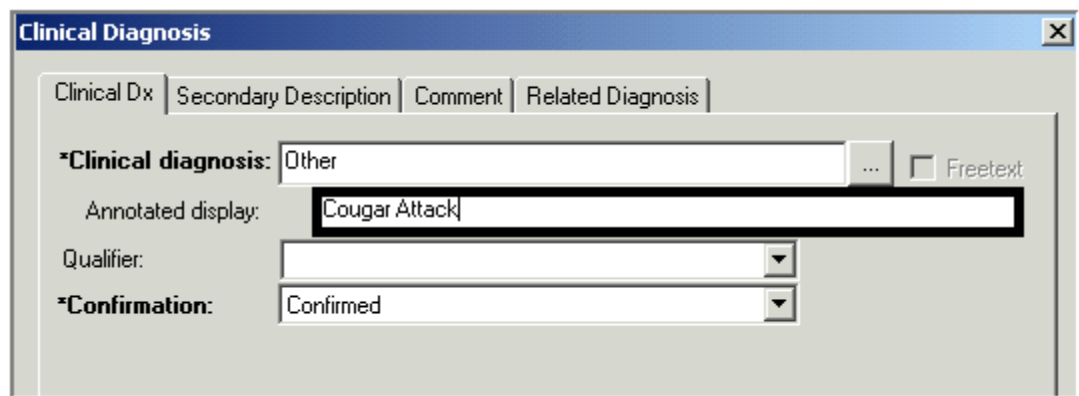
1. Search for the Reason for Visit you need. Using **Contains** to broaden your search. If it cannot be found, **Close** the Diagnosis Search window.



2. In the Triage form, under **Diagnosis**, right-click and select **Add...**



3. Type **Other** in the **Clinical Diagnosis** field and hit **Enter** key on the keyboard.
4. Select **Other** and click **OK**.
5. In the Clinical Diagnosis window which opens, enter the Reason for Visit you wish to display on the Trackboard in the **Annotated display** field.



6. Click **OK**.

The Annotated display which was entered will show on the Track Board.