


Nurse Medication Review

- When a medication order is written it is faxed to Pharmacy
- Pharmacy enters the order into the patient's chart (Med Admin)
- An icon  (spectacles) appears:
 - On the **PAL** (for the time frame showing on the PAL)
 - On the **Medication Order Box** in **Med Admin**
 - On the medication listed in the **ORDERS** tab

Note: The spectacles icon appears on new orders, changed orders and discontinued orders entered by pharmacy

- Orders **entered by a nurse** will not generate the spectacles icon
- Medications should be checked against the written order, and if correct confirmed in ORCA
- The **Physician paper Order Sheet** must also be **signed**
- Medications can be confirmed from:
 - The **Orders** tab (**Best Practice**)
 - The PAL
- Medications **cannot** be confirmed from Med Admin
- Once confirmed, the spectacles will disappear

Note: The spectacles only appear on the PAL for the time frame that is set for a RN's log in. Absence of the spectacle icon from the PAL does not mean that the orders have been checked. eMAR and the Orders tab are the best source of information.

- If a medication order in ORCA **does not match** the written order:
 - Do **NOT** confirm/review an incorrect order
 - **Contact pharmacy by Right Clicking on the order in Med Admin** and send a comment using **Med Request**
 - If the order is not updated in **30 minutes**, call pharmacy
 - Once the order in **ORCA matches the written order**, complete the Nurse Medication Review process

To confirm the Nurse Medication Review from the ORDERS tab:

1. Set your screen in the **Orders tab** to **All Active Orders**



2. Click on the **Orders for Nurse Review** button at the bottom of the screen



3. **Uncheck** the **Select All** box



4. **Review** the medications against the written order
5. **Check** the box next to the orders that are **correct** and have been **reviewed**


Note: Do not check the box if the written order does not match the order in eMAR and do not administer the medication until corrected by pharmacy

6. Click on the **Review** button in the lower right



7. Spectacles are now gone from the PAL, Medication Order Box in Med Admin, and the Medication Order in the Orders tab
8. **Sign** the Physician paper **Order Sheet** (name, title, date and time)

To confirm the Nurse Medication Review from the PAL:

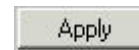
1. **Double click** on the spectacles icon  that appears in the **Med Orders** column

2. **Click** the **Deselect All**  box

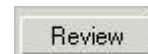
3. **Review** the medications against the written order
4. **Check** the box next to the orders that are **correct** and have been **reviewed**

Note: Do not check the box if the written order does not match the order in eMAR and do not administer the medication until corrected by pharmacy

5. Click on the **Apply** button in the lower right



6. Click on the **Review** button on the lower right



7. **Close** the Orders window
8. Spectacles are now gone from the PAL, Medication Order Box in Med Admin and the Medication Order in the Orders tab
9. **Sign** the Physician paper **Order Sheet** (name, title, date and time)